

MOBILE LIGHT BOX 300

TECHNICAL SHEET



PRODUCT DESCRIPTION

The Mobile Light Box system powered by SEGO seamlessly integrates cutting-edge technology with user-friendly design. Boasting a toolless assembly down to its foundation, Mobile Light Box is crafted to enhance your display experience. Magnetic electrical connectors illuminate the pre-installed UL certified LED lights within the profiles, ensuring a sleek appearance with concealed wires. The aluminum frame supports edge-to-edge customizable SEG backlit fabric graphics on both the front and back. Beyond its visual appeal, Mobile Light Box is portable, modular, and highly coveted, setting it apart from other lightboxes. Every detail has been meticulously considered, right down to the durable foam-cut carry bag, which is uniquely designed to safeguard and organize all components.

DISPLAY DIMENSIONS	MLB 300 x 200 cm (118.11" x 78.74")
	MLB 300 x 225 cm (118.11" x 88.58")
	MLB 300 x 240 cm (118.11" x 94.49")
	MLB 300 x 250 cm (118.11" x 98.43")

DISPLAY CONSTRUCTION

Aluminum extrusion frame with plastic components

GRAPHIC MATERIAL

Dye Sub Backlit Fabric

GRAPHIC FINISHING

Silicone beading sewn onto edge of graphic

SHIPPING WEIGHTS & DIMENSIONS

MLB300	300 x 200	49 x 8 x 14	39.2 lbs.
		49 x 8 x 14	31.3 lbs.
	300 x 225	49 x 8 x 14	43.2 lbs.
		58 x 8 x 14	34.2 lbs.
	300 x 240	49 x 8 x 14	43.9 lbs.
		58 x 8 x 14	34.4 lbs.
	300 x 250	49 x 8 x 14	44.5 lbs.
		58 x 8 x 14	34.6 lbs.

LED LIGHT SPECIFICATION


BRAND	Osram
POWER	3W
CCT (COLOR TEMP)	6800k
AVERAGE BEAM ANGEL	20 °
LM/W	130
AVG LM/M ²	4800-5800
VOLTAGE INPUT	24V

LUMENS

VOLTAGE (V)	24
POWER (W)	270
LM/W	130
TOTAL LM	35100
AVG LM	5850
CU	.8
EAV	4680

TRANSFORMER SPECIFICATION

POWER RATE	152W (2 pcs)
TRANSFORMERS	
CERTIFICATES	UL, CE, GEM
VOLTAGE INPUT	100-240V
VOLTAGE OUTPUT	24V



SUPPORT CONNECTION



TOOL FREE CONNECTION



MAGNETIC WIRE CONNECTION

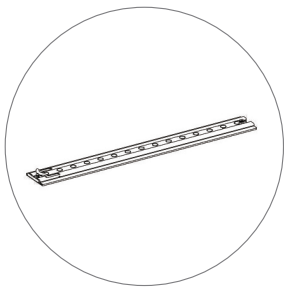


CLEAN CABLE MANAGEMENT




TOOL FREE FOOT CONNECTION


PARTS LIST



(qty 2)
Horizontal Profile L




(qty 2)
Vertical Profile Top



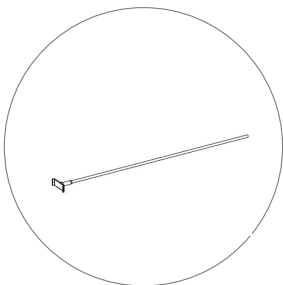
(qty 2)
Vertical Profile Bottom



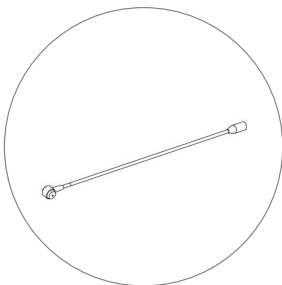
(qty 2)
Horizontal Profile M



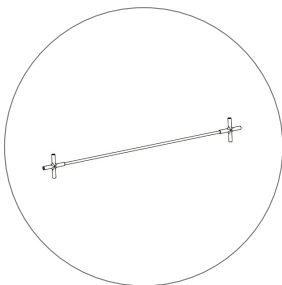
(qty 2)
Horizontal Profile R



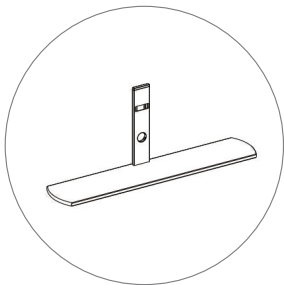
(qty 6)
Mid Pole



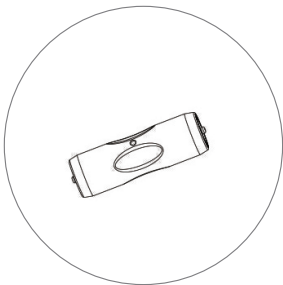
(qty 2)
S Cable



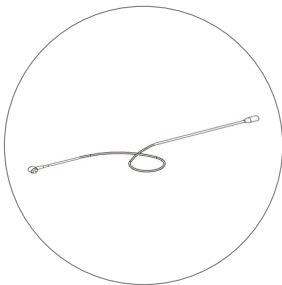
(qty 1)
Cross Mid Pole



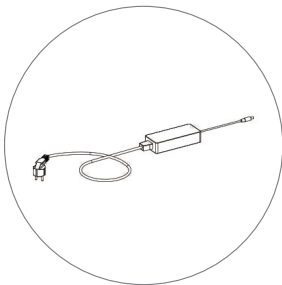
(qty 2)
Feet



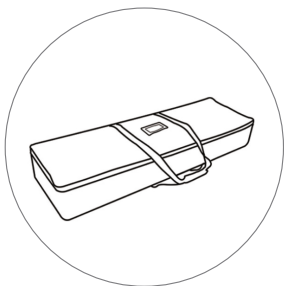
(qty 3)
LED Connector



(qty 1)
S Cable 2.6 m

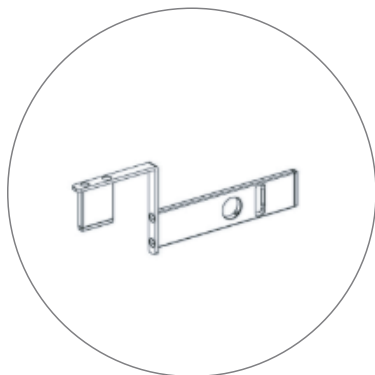


(qty 2)
Transformer

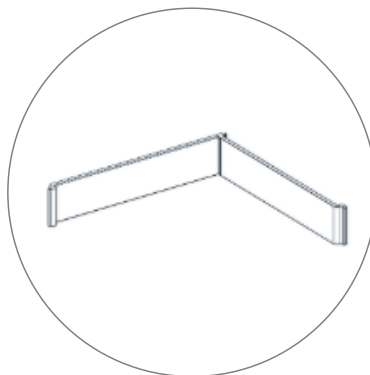


(qty 2)
Travel Bag

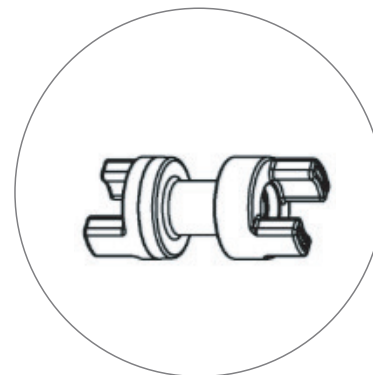
AVAILABLE ACCESSORIES



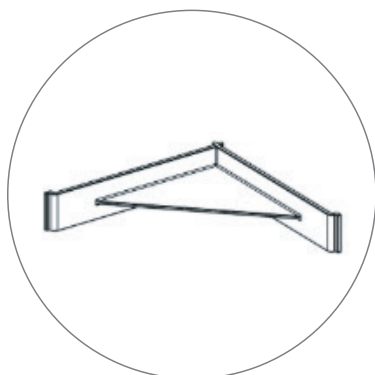
Bridge Connector



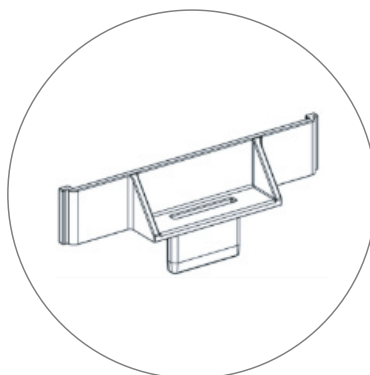
Inside Connector 90 Degrees



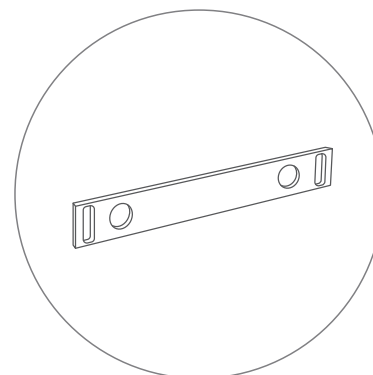
Straight Connector



Outside Connector 90 Degrees



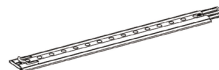
High-Low Connector



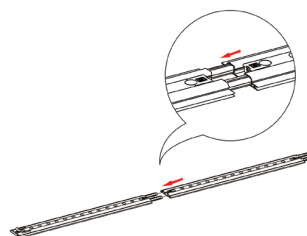
Stacking Connector

SET UP INSTRUCTIONS

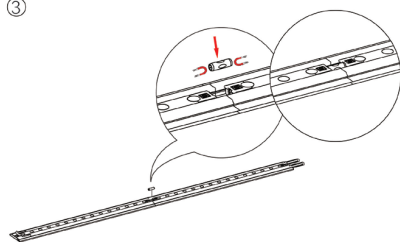
①



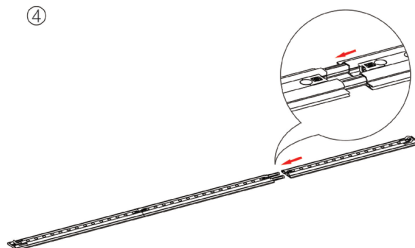
②



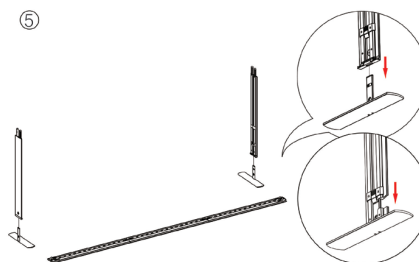
③



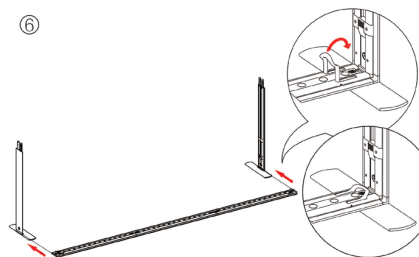
④



⑤



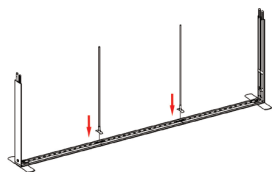
⑥



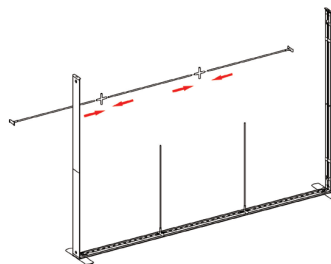
MOBILE LIGHT BOX 300

TECHNICAL SHEET

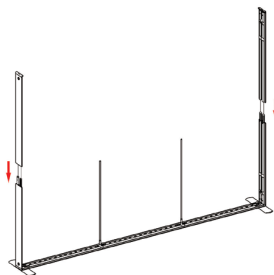
⑦



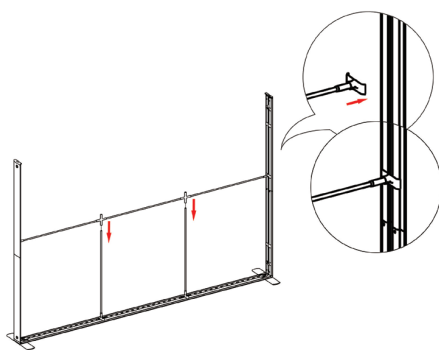
⑨



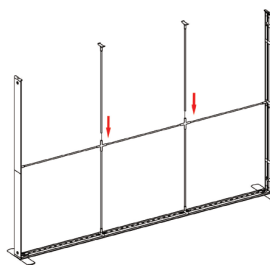
⑧



⑩



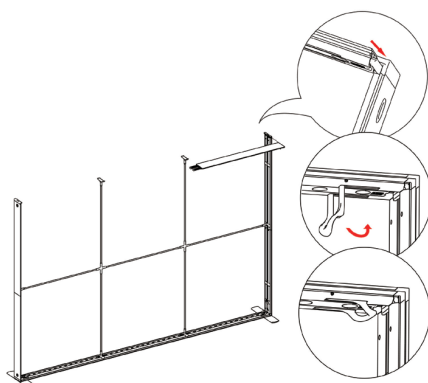
⑪



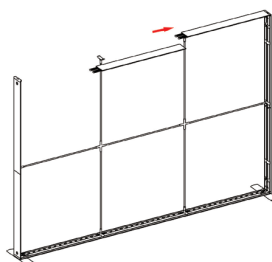
MOBILE LIGHT BOX 300

TECHNICAL SHEET

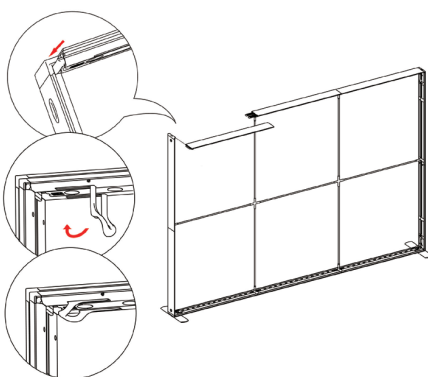
12



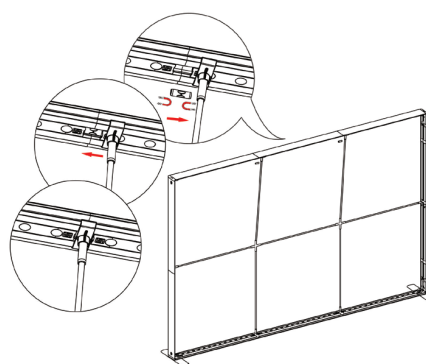
13



14



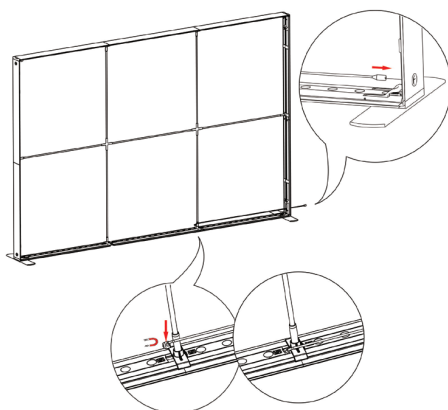
15



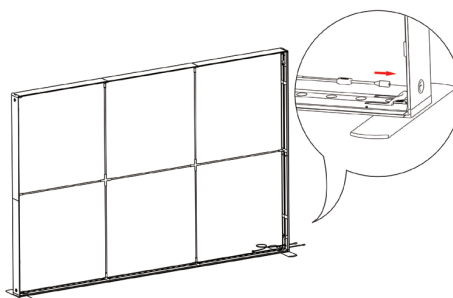
MOBILE LIGHT BOX 300

TECHNICAL SHEET

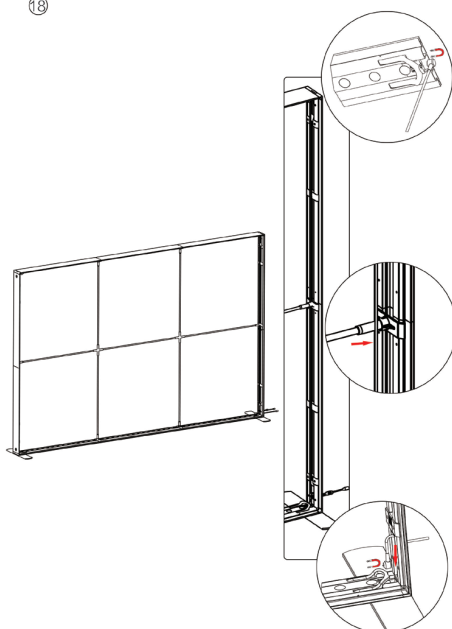
16



17



18



19

